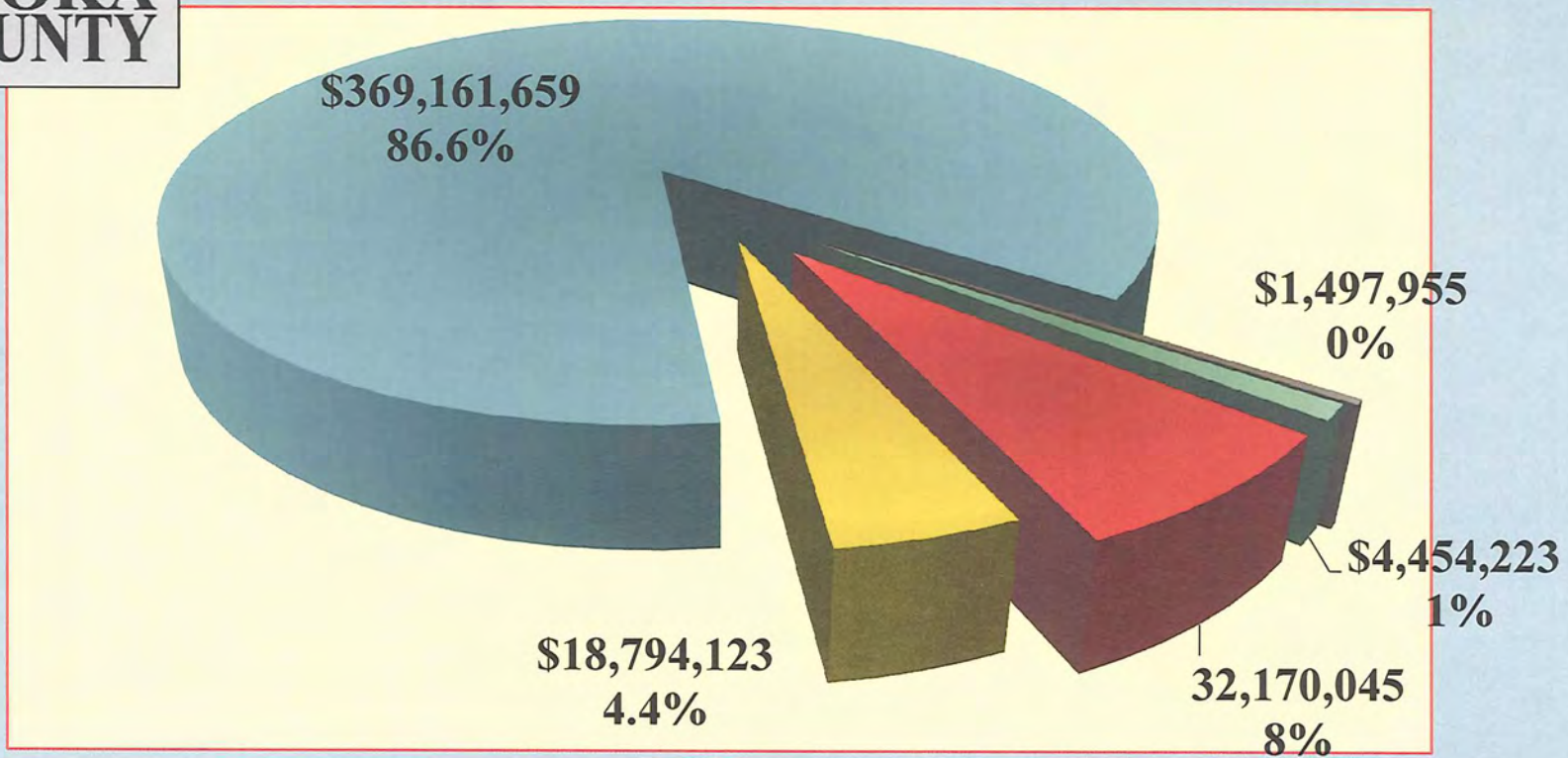


# 2010 Expenditures of Public Assistance Benefits



- Food
- MFIP
- Health Care
- GA
- MSA/GRH



## Anoka County Human Services Revenue Breakdown

February 8, 2011 / Jerry Soma

### Income Maintenance

	2000		2009	
County .....	\$4,140,529	24%	\$7,891,268	30%
Federal .....	\$9,928,460	58%	\$15,154,393	57%
State .....	\$2,040,239	12%	\$2,142,797	8%
Other .....	<u>\$ 989,030</u>	6%	<u>\$ 1,348,972</u>	5%
Budget .....	\$17,098,258		\$26,537,430	


### Social Services

	2000		2009	
County .....	\$17,463,142	39%	\$19,524,781	50%
Federal .....	\$13,259,544	30%	\$9,748,020	25%
State .....	\$11,810,072	26%	\$7,181,923	18%
Other .....	<u>\$ 2,269,134</u>	5%	<u>\$ 2,555,904</u>	7%
Budget .....	\$44,801,892		\$39,010,628*	

\* Social Services closed a day training and habilitation program which reduced its budget significantly. Child Care Assistance pass-through funding was removed from its budget, which decreased it by \$10 million.

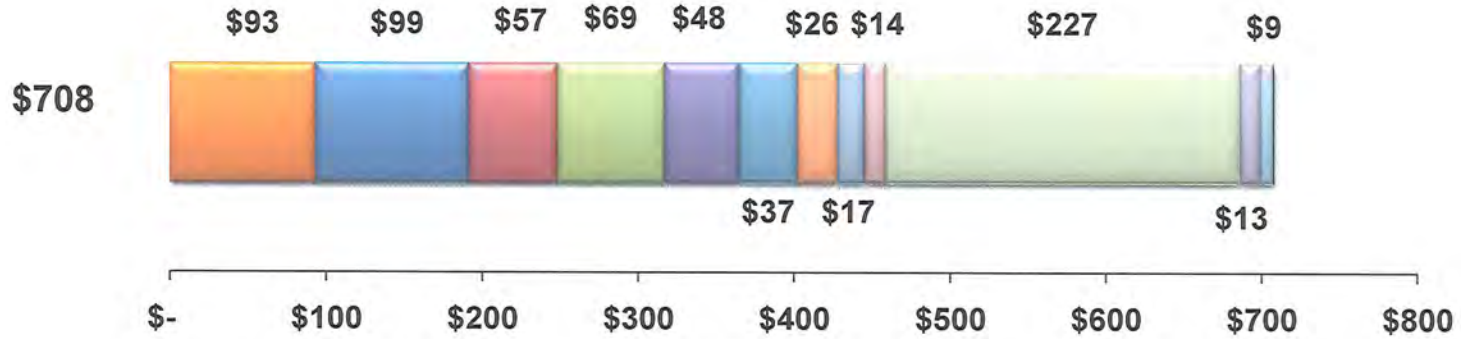
### Child Protection

	2008		2011 Budget	
County .....	\$6,718,315	52%	\$7,287,620	56%
Federal .....	\$3,771,266	29%	\$3,171,332	25%
State .....	\$1,889,498	15%	\$1,821,200	14%
Other .....	<u>\$ 568,011</u>	4%	<u>\$ 652,437</u>	5%
Budget .....	\$12,947,090		\$12,932,589	



# Where Does Your County Tax \$ Go

\$196,800 Average Value Home



- Social Services
- Sheriff
- Community Corrections
- Highway
- Income Maintenance
- County Library
- Mental Health Services
- Central Communications
- Parks & Recreation
- All Others
- Information Services
- Community Health & ES

## Anoka County's 11 Largest Departments